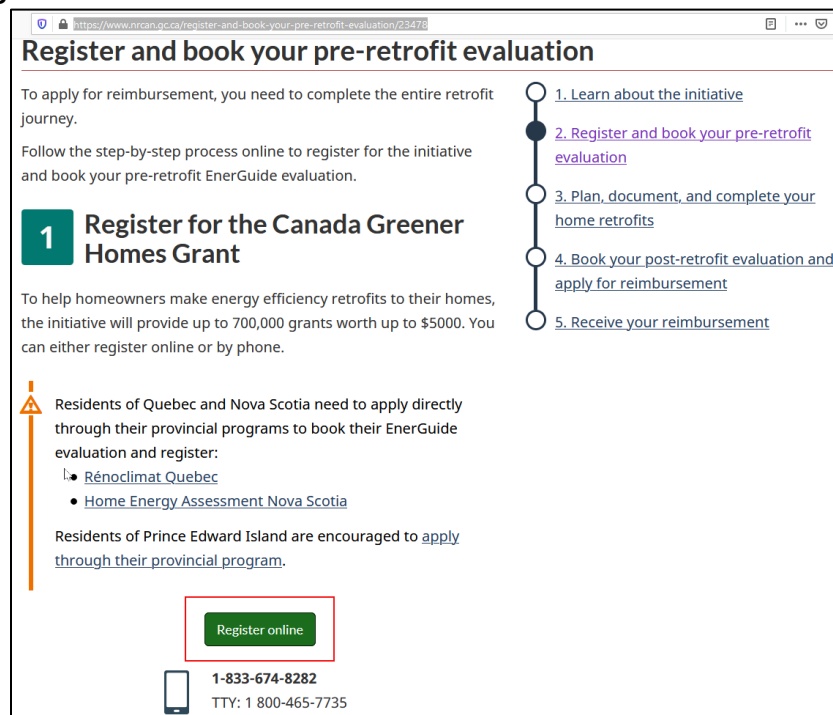


Homeowners

How to Participate in the Canada Greener Homes Grant

In order to participate, homeowners will first need to register themselves on the government website. Please follow the following steps. Once completed, we will contact you to schedule your appointment.

1. Go to website: <https://www.nrcan.gc.ca/register-and-book-your-pre-retrofit-evaluation/23478>
2. Select, the '**Register Online**' button at the bottom of the screen.



Register and book your pre-retrofit evaluation

To apply for reimbursement, you need to complete the entire retrofit journey.

Follow the step-by-step process online to register for the initiative and book your pre-retrofit EnerGuide evaluation.

1. Learn about the initiative
2. Register and book your pre-retrofit evaluation
3. Plan, document, and complete your home retrofits
4. Book your post-retrofit evaluation and apply for reimbursement
5. Receive your reimbursement

1 Register for the Canada Greener Homes Grant

To help homeowners make energy efficiency retrofits to their homes, the initiative will provide up to 700,000 grants worth up to \$5000. You can either register online or by phone.

Residents of Quebec and Nova Scotia need to apply directly through their provincial programs to book their EnerGuide evaluation and register:

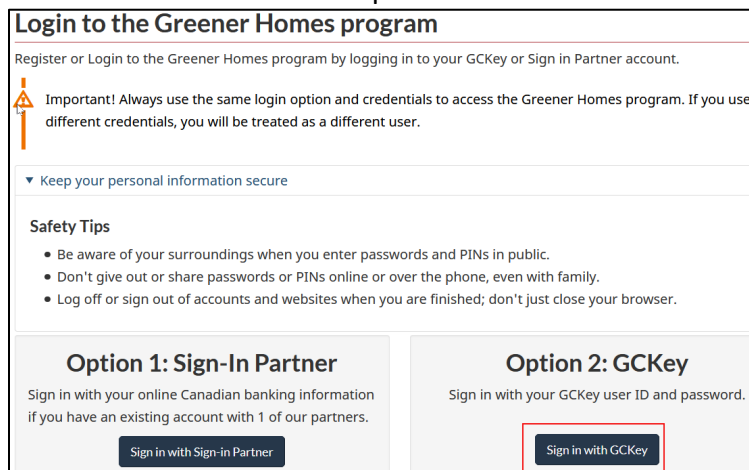
- ↳ [RÉNOCLIMAT Québec](#)
- [Home Energy Assessment Nova Scotia](#)

Residents of Prince Edward Island are encouraged to [apply through their provincial program](#).

Register online

1-833-674-8282
TTY: 1 800-465-7735

3. Select your Sign In method. I will review the Option 2



Login to the Greener Homes program

Register or Login to the Greener Homes program by logging in to your GCKey or Sign in Partner account.

Important! Always use the same login option and credentials to access the Greener Homes program. If you use different credentials, you will be treated as a different user.

▼ Keep your personal information secure

Safety Tips

- Be aware of your surroundings when you enter passwords and PINs in public.
- Don't give out or share passwords or PINs online or over the phone, even with family.
- Log off or sign out of accounts and websites when you are finished; don't just close your browser.

Option 1: Sign-In Partner

Sign in with your online Canadian banking information if you have an existing account with 1 of our partners.

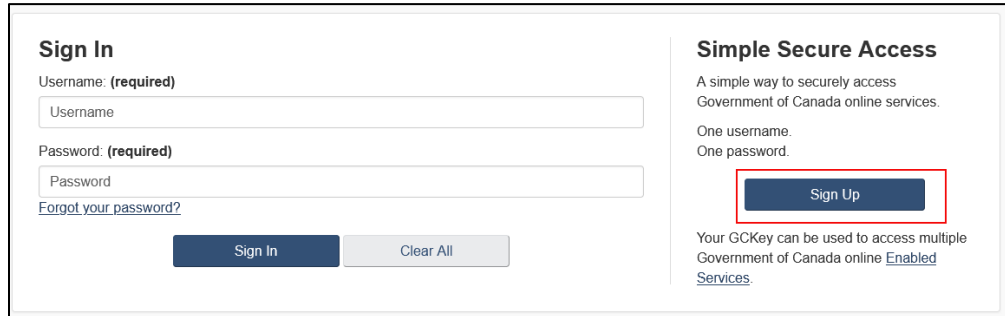
Sign in with Sign-In Partner

Option 2: GCKey

Sign in with your GCKey user ID and password.

Sign in with GCKey

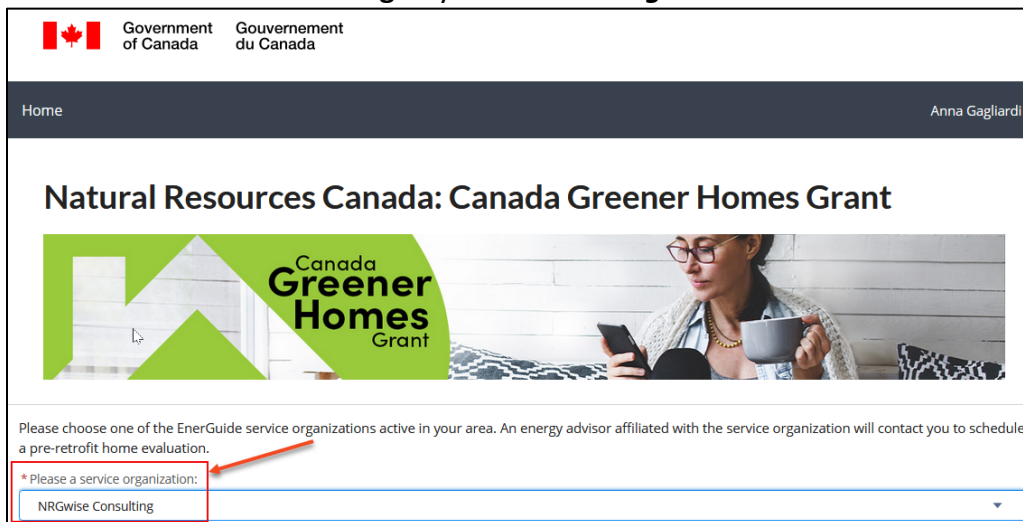
- Select the **'Simple Secure Access'** option if you are logging in for the first time. Then proceed to create your profile following on screen instructions.



- Complete the information requested in the following screens
- You will then be sent an email with a link in it. Select that link to confirm your email address.
- Then select **'New Application'**



- Continue through the screens and enter the requested information.
- You will then be required to enter your **'Property Tax Roll #'** in order to continue.
- Be sure to select **NRGwise Consulting** as your **'Service Organization'**.



11. You will then be asked to enter proof address by uploading a copy of government ID.



Natural Resources Canada: Canada Greener Homes Grant

Canada Greener Homes Grant

Application Created!

Please provide proof of address by uploading a copy of a recent valid government issued identification (such as a drivers license).

This document will be used as proof of residence.

Upload document

Format PDF, JPG, JPEG, PNG.

[Upload Files](#) Or drop files

12. The government will then review your application. This could take 1-2 business days. Once approved, we will be notified and will contact you to schedule your first energy assessment.

NOTE: If you do not have internet access, you can register with the government by phone:
833-674-8282

We look forward to completing your home energy audit and will reach out to you as soon as we receive notification of your approval.

Thank you for choosing NRGwise Consulting as your Service Organization.

